



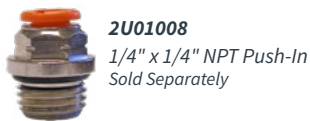
- 1** Attach the plate with the pump and filter to the base using the three screws provided.




- 2** Attach Manifold Unit on top of drum as shown in the photo (right). The unit simply rests on top of the drum, there are no clamps or straps.

- 3** Connect DMK feed hose to the drum of Blue Magic® or Blue Chill® Anti-Spatter.

- 4** Attach the anti-spatter feed lines to the back of the DMK using part #2U01008 1/4" NPT Fittings. To feed anti-spatter to more than five stations, use part #2U32013 Branch Tee Fitting.



- 5** Attach air hose to the air-in valve. Using the Air Pressure Adjustment on the Filter/Regulator, adjust air to desired pressure. ELCo recommends **no more than 10 PSI**, although slightly more pressure may be required for long distances and for more than 5 stations.



For replacement parts, please call customer service at 866.584.7281 ext. 226

DMK PARTS LIST

Item No.	Description	Quantity
DMK-1	DMK Mounting Bracket	1
DMK-2	4 Outlet Manifold For DMK	1
5100-020A	Diaphragm Pump	1
92-313	0-15psi Filter/Regulator With 0-30psi Gauge	1
122-04	1/4" Hex Brass Pipe Nipple	1
109AL-04	1/4" Brass Hollow Hex Plug	4
116-4	1/4" Street Elbow	2
129PO1-4-4	1/4" Hose x 1/4 MNPT Barb	1
129PO1-6-4	3/8" Hose x 1/4 MNPT Barb	2
2U01008	1/4" x 1/4" Tubing Connector	1
2U02005	1/4" Tube x 1/8" Female Thread	1
W0970530052U	1/8" NPT Male Muffler	1
54285K25	One Ear Tubing Clamp	1
40021-04	ncw 1/4 Brass Ball Valve	1
10100024	5/8" 2-Ear Clamp For 3/8" Hose	2
EAS1000-030	1/4" Black Push Lock Hose	1 ft.
3/8 BLACK FL	3/8" Black Push Lock Hose	2 ft.
1J-151-10	1/4" Polyurethane Tubing	33 in.
DMK-7	Drum and Bucket Plug For Manifold Kits	1
73743	10-32 x 1/2" Stainless BHCS	2
37015	10-32 Nylock Nut	2
73752	1/4-20 x 1/2" Stainless BHCS	5
73722	8-32 x 1/2" Stainless BHCS	2
37012	8-32 Nylock Nut Zinc Plated	2
37018	1/4"-20 Nylock Nut	3